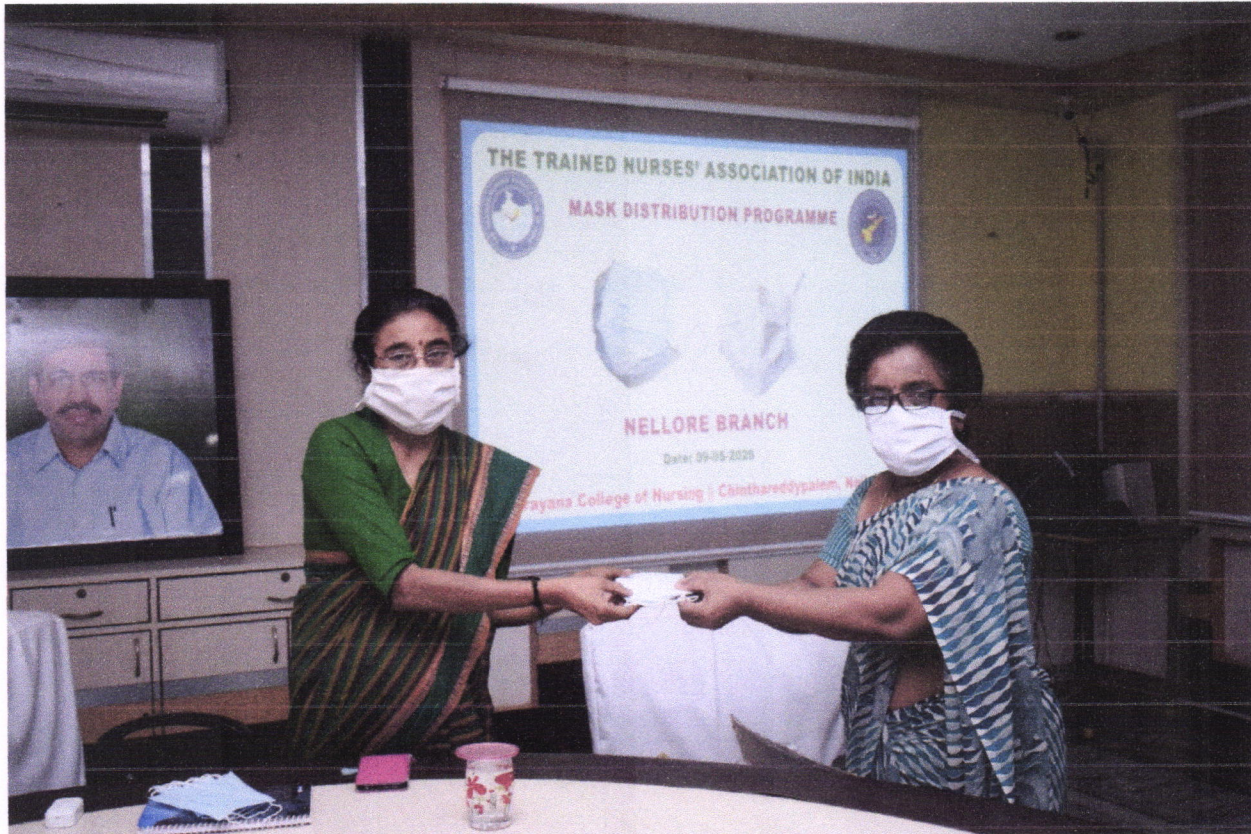


Distributing the Masks by Dr. Indira.A



A. J. Reddy
Principal
NARAYANA COLLEGE OF NURSING
Chinthareddypalem,
NELLORE - 524 003.



Counselling to the Patients and attenders:


The staff counsels the covid patients and attendees in order to improve the quality of care. Patients' relatives will also participate in this counselling to understand about the patient's condition. Patients' and attendees' issues were discussed during the counselling session.



A. J. nare
Principal
NARAYANA COLLEGE OF NURSING
Chinthareddypalem,
NELLORE - 524 003.



STUDENTS POSTING PHOTOS IN THE WARD



The Students are giving the care to the Covid patient



A. J. S.
Principal
NARAYANA COLLEGE OF NURSING
Chinthareddypalem,
NELLORE - 524 003.



NARAYANA **COLLEGE OF NURSING**

Chinthareddypalem, Nellore - 524003. A.P.

Ph No: 0861-2317969 | Fax: 0861-2311968.

Recognized by Indian Nursing Council and A.P. Nurses & Midwives Council
Affiliated to NTR University of Health Sciences, A.P. Vijayawada.

Accredited by "International Accreditation Organization (IAO)"

website: www.narayanannursingcollege.com || e-mail: narayana_nursing@yahoo.co.in




Students are giving the care to Covid-19 patient under the supervision of faculty



A. Savi
Principal
NARAYANA COLLEGE OF NURSING
Chinthareddypalem,
NELLORE - 524 003.



Students and faculty were using PPE



Faculty posted in the Covid-19 ward for supervision of the students



A. S. Reddy
Principal
NARAYANA COLLEGE OF NURSING
Chinthareddypalem,
NELLORE - 524 003.



NARAYANA COLLEGE OF NURSING

Chinthareddypalem, Nellore - 524003. A.P.

Ph No: 0861-2317969 | Fax: 0861-2311968.

Recognized by Indian Nursing Council and A.P. Nurses & Midwives Council
Affiliated to NTR University of Health Sciences, A.P. Vijayawada.

Accredited by "International Accreditation Organization (IAO)"

website: www.narayanannursingcollege.com || e-mail: narayana_nursing@yahoo.co.in



Students are giving the care to Covid-19 patient



PRINCIPAL

Principal
NARAYANA COLLEGE OF NURSING
Chinthareddypalem,
NELLORE - 524 003.



Infection control and patient safety measures at

Narayana Medical College and Hospital

Aims.

- To reduce the risk of transmission of blood - bone and other pathogens from both recognized and un recognized sources.

Objectives

- To practice hand hygiene
- To Wear personal protective equipment for personal and patient safety after risk assessment when ever necessary.
- To follow respiratory hygiene/ cough etiquette, developed during the severe acute respiratory syndrome.

Key elements at a glands

1) Hand hygiene

Technique

- Hand washing (40-60sec): wet hands and apply soap, rub all surfaces, rinse hands and dry thoroughly with a single use towel, use towel to turn off faucet.
- Hand rubbing (20 -30 sec) : apply enough product to cover all areas of the hands, rub hands until dry.

Indications

Before and after any direct patient contact and between patients. Whether or not gloves are done.



A. J. Rao
Principal
NARAYANA COLLEGE OF NURSING
Chinthareddypalem,
NELLORE - 524 003.



NARAYANA
COLLEGE OF NURSING

Chinthareddypalem, Nellore - 524003. A.P.

Ph No: 0861-2317969 | Fax: 0861-2311968.

Recognized by Indian Nursing Council and A.P. Nurses & Midwives Council

Affiliated to NTR University of Health Sciences, A.P. Vijayawada.

Accredited by "International Accreditation Organization (IAO)"

website: www.narayanannursingcollege.com | | e-mail: narayana_nursing@yahoo.co.in



- Immediately after gloves are removed.
- Before handling an invasive device.
- After touching blood, body fluids, secretions, excretion, non-intact skin and contaminated items, even if gloves are worn.
- During patient care, when moving from a contaminated to a clean body site of the patient.
- After contact with inanimate objectives in the immediate vicinity of the patients.

2) Gloves

- Wear when touching blood, body fluid, secretions, excretion, mucus membranes and non-intact skin.
- Change between tasks and procedure on the same patient after contact with potentially infectious material.
- Remove after use, before touching non-contaminated items and surfaces, and before going to another patient. Perform hand hygiene immediately after removal.

3) Facial protection (eye, nose and mouth)

- Wear a Surgical or procedure mask and eye protection (face shield, goggles) to protect mucous membranes of the eyes, nose and mouth during activities that are likely to generate splashes or sprays of blood, body fluids, secretions and excretions.

4) Gown

- Wear to protect skin and prevent soiling of clothing during activities that are likely to generate splashes or sprays of blood, fluids, secretion or excretions.



A. S. S. S.
Principal
NARAYANA COLLEGE OF NURSING
Chinthareddypalem,
NELLORE - 524 003.

Award: (Higher Education Review Top 10 Nursing College - 2020)

IAO (International Accreditation Organization (2020 - 2025))



NARAYANA
COLLEGE OF NURSING

Chinthareddypalem, Nellore - 524003. A.P.

Ph No: 0861-2317969 | Fax: 0861-2311968.

Recognized by Indian Nursing Council and A.P. Nurses & Midwives Council

Affiliated to NTR University of Health Sciences, A.P. Vijayawada.

Accredited by "International Accreditation Organization (IAO)"

website: www.narayanannursingcollege.com | | e-mail: narayana_nursing@yahoo.co.in



- Immediately after gloves are removed.
- Before handling an invasive device.
- After touching blood, body fluids, secretions, excretion, non-intact skin and contaminated items, even if gloves are worn.
- During patient care, when moving from a contaminated to a clean body site of the patient.
- After contact with inanimate objects in the immediate vicinity of the patients.

2) Gloves

- Wear when touching blood, body fluid, secretions, excretion, mucous membranes and non-intact skin.
- Change between tasks and procedure on the same patient after contact with potentially infectious material.
- Remove after use, before touching non-contaminated items and surfaces, and before going to another patient. Perform hand hygiene immediately after removal.

3) Facial protection (eye, nose and mouth)

- Wear a Surgical or procedure mask and eye protection (face shield, goggles) to protect mucous membranes of the eyes, nose and mouth during activities that are likely to generate splashes or sprays of blood, body fluids secretions and excretions.

4) Gown

- Wear to protect skin and prevent soiling of clothing during activities that are likely to generate splashes or sprays of blood fluids secretion or excretions.



A. S. Rao
Principal
NARAYANA COLLEGE OF NURSING
Chinthareddypalem,
NELLORE - 524 003.

Award: (Higher Education Review) Top 10 Nursing College - 2020

IAO (International Accreditation Organization (2020 - 2025))



Chinthareddypalem, Nellore - 524003. A.P.

Ph No: 0861-2317969 | Fax: 0861-2311968.

Recognized by Indian Nursing Council and A.P. Nurses & Midwives Council

Affiliated to NTR University of Health Sciences, A.P. Vijayawada.

Accredited by "International Accreditation Organization (IAO)"

website: www.narayanannursingcollege.com | | e-mail: narayana_nursing@yahoo.co.in




8) Patient care equipment

- Handle equipment soiled with blood, body fluids, secretions, and excretions in a manner that prevents skin and mucous membrane exposures, contamination of clothing, and transfer of pathogens to other patients or the environment. Clean, disinfect, and reprocess reusable equipment appropriately before use with other patient.


CONVENOR




PRINCIPAL
Principal
NARAYANA COLLEGE OF NURSING
Chinthareddypalem,
NELLORE - 524 003.



NARAYANA
COLLEGE OF NURSING

Chinthareddypalem, Nellore - 524003. A.P.

Ph No: 0861-2317969 | Fax: 0861-2311968.

Recognized by Indian Nursing Council and A.P. Nurses & Midwives Council

Affiliated to NTR University of Health Sciences, A.P. Vijayawada.

Accredited by "International Accreditation Organization (IAO)"

website: www.narayanannursingcollege.com || e-mail: narayana_nursing@yahoo.co.in



NEEDLE STICK INJURY POLICY

Management of broken/spilled samples:

- ❖ Wear disposable gloves throughout the procedure.
- ❖ Broken vials spilled samples should be covered with cloth soaked in disinfecter.
- ❖ After 10 minutes the breakage and the cloth should be cleared away into a dustpan.
- ❖ Area should be swabbed with disinfectant.
- ❖ The broken material and swabs should be place in a contaminated waste container for Autoclaving.

Needle sticks injury:

- ❖ Encourage the affected area of skin to bleed for few seconds
- ❖ Do not suck the puncture site/pricked finger should not be put into mouth reflex.
- ❖ Rinse immediately under running water and wash with soap and water.
- ❖ Do not scrub rinse and dry.

Other types of Exposure:

- ❖ Splashes to the Nose mouth or skin should be flushed with plenty of water.
- ❖ Eyes should be irrigated with clean water, saline or sterilize irritants.

Sharps disposal:

- ❖ Avoid sharps usage where ever possible.



A. J. Rao
Principal

NARAYANA COLLEGE OF NURSING
Chinthareddypalem,
NELLORE - 524 003.



Sharps disposal:

- ❖ Avoid sharps usage where ever possible.
- ❖ Do not bend or break needles by hand.
- ❖ Sharps must not be passed directly from hand to hand
- ❖ Never leaves sharps lying around, dispose them carefully.
- ❖ Do not keep syringes , needles or any other sharp objects in pockets.
- ❖ Never re-sheath /recap used needles.
- ❖ If re-capping/re-sheathing is essential, use a safe method i.e, one handed scoop technique.
- ❖ Dispose the used sharp immediately into puncture proof container.


CONVENOR




PRINCIPAL

Principal
NARAYANA COLLEGE OF NURSING
Chinthareddypalem,
NELLORE - 524 003.



Chinthareddypalem, Nellore - 524003. A.P.
Ph No: 0861-2317969 | Fax: 0861-2311968.
Recognized by Indian Nursing Council and A.P. Nurses & Midwives Council
Affiliated to NTR University of Health Sciences, A.P. Vijayawada.
Accredited by "International Accreditation Organization (IAO)"
website: www.narayanannursingcollege.com || e-mail: narayana_nursing@yahoo.co.in

LAB POLICY FOR PATIENT SAFETY

Purpose: To explain the general safety procedures for the employees and patients in the laboratory, Narayana Medical College And Hospital.

Importance: the need for bio safety procedures is to limit occupational exposure to blood and other potential infectious materials since they exposure could result in transmission of blood borne pathogens that could lead to disease or death. These pathogens include hepatitis-B virus and Immuno deficiency Virus (HIV) , Syphilis, HCV, etc.,

Standard Bio safety regulations:

- ❖ Wear gloves when handling infectious materials or where there is a possibility of exposure to blood or other body fluids.
- ❖ Discard gloves whenever they are thought to have become contaminated and put on new gloves.
- ❖ Wash hands with soap and water immediately after any contamination and after work is finished.
- ❖ Wear an appropriate mask and laboratory Coat while work in the Laboratory.
- ❖ Safe disposal of contaminated waste.

General House Keeping:

- ❖ Keep all common areas free of dirt.



A. Sai
Principal
NARAYANA COLLEGE OF NURSING
Chinthareddypalem,
NELLORE - 524 003.



- ❖ Safe disposal of contaminated waste.

General House Keeping:

- ❖ Keep all common areas free of dirt.
- ❖ During common usage of facilities, properly label all solutions and everything stored in deep freezer, refrigerator etc.
- ❖ In order to limit confusion each person should use his initials or other unique designation for labeling.
- ❖ Unlabelled material found in the refrigerators, incubators, or freezers need to be destroyed.

Bio Waste disposal in the Laboratory:

- ❖ Discard used tips into discarding bags.
- ❖ Once the bag is full, tie the mouth of the bag with a rubber band & discard into the biohazard disposal bin.
- ❖ Sample after processing at the end of each day or next day morning samples are disposed properly in Discarding Bags.
- ❖ Pipette tips, and materials are disposed in discarding bag.
- ❖ The person responsible for Housekeeping should take the Cover and change new cover for Dustbin daily.
- ❖ Covers containing samples and other materials should be handed over to Waste disposal provider.


CONVENOR




PRINCIPAL

Principal
NARAYANA COLLEGE OF NURSING
Chinthareddypalem,
NELLORE - 524 003.



Chinthareddypalem, Nellore - 524003. A.P.
Ph No: 0861-2317969 | Fax: 0861-2311968.
Recognized by Indian Nursing Council and A.P. Nurses & Midwives Council
Affiliated to NTR University of Health Sciences, A.P. Vijayawada.
Accredited by "International Accreditation Organization (IAO)"
website: www.narayanannursingcollege.com || e-mail: narayana_nursing@yahoo.co.in

LAB POLICY FOR PATIENT SAFETY

Purpose: To explain the general safety procedures for the employees and patients in the laboratory, Narayana Medical College And Hospital.

Importance: the need for bio safety procedures is to limit occupational exposure to blood and other potential infectious materials since they exposure could result in transmission of blood borne pathogens that could lead to disease or death. These pathogens include hepatitis-B virus and Immuno deficiency Virus (HIV) , Syphilis, HCV, etc.,

Standard Bio safety regulations:

- ❖ Wear gloves when handling infectious materials or where there is a possibility of exposure to blood or other body fluids.
- ❖ Discard gloves whenever they are thought to have become contaminated and put on new gloves.
- ❖ Wash hands with soap and water immediately after any contamination and after work is finished.
- ❖ Wear an appropriate mask and laboratory Coat while work in the Laboratory.
- ❖ Safe disposal of contaminated waste.

General House Keeping:

- ❖ Keep all common areas free of dirt.



A. Sai
Principal
NARAYANA COLLEGE OF NURSING
Chinthareddypalem,
NELLORE - 524 003.



- ❖ Safe disposal of contaminated waste.

General House Keeping:

- ❖ Keep all common areas free of dirt.
- ❖ During common usage of facilities, properly label all solutions and everything stored in deep freezer, refrigerator etc.
- ❖ In order to limit confusion each person should use his initials or other unique designation for labeling.
- ❖ Unlabelled material found in the refrigerators, incubators, or freezers need to be destroyed.

Bio Waste disposal in the Laboratory:

- ❖ Discard used tips into discarding bags.
- ❖ Once the bag is full, tie the mouth of the bag with a rubber band & discard into the biohazard disposal bin.
- ❖ Sample after processing at the end of each day or next day morning samples are disposed properly in Discarding Bags.
- ❖ Pipette tips, and materials are disposed in discarding bag.
- ❖ The person responsible for Housekeeping should take the Cover and change new cover for Dustbin daily.
- ❖ Covers containing samples and other materials should be handed over to Waste disposal provider.


CONVENOR




PRINCIPAL

Principal
NARAYANA COLLEGE OF NURSING
Chinthareddypalem,
NELLORE - 524 003.